


Timing Mode: **REPEAT CYCLE, ON/OFF**

Category: **TIMER WITH RELAY**

Series: **TGKAD**



## **CUBE RELAY, 10-30 AMPS, DUAL ADJUSTABLE** PELCO COMPONENT TECHNOLOGIES • 855 227 3526



### **TGKAD Timers**

TGKAD series Cube Relay Repeat Cycle (Dual Adjustable) On/Off timers are a unique combination of solid state timing circuitry with a relay output in a compact cube configuration.

The time delay for both the "On" cycle and the "Off" cycle can be individually adjusted.

These timers offer the many advantages of a relay output and provide the same functional performance as plug-in relay timers, but at a significant cost savings.

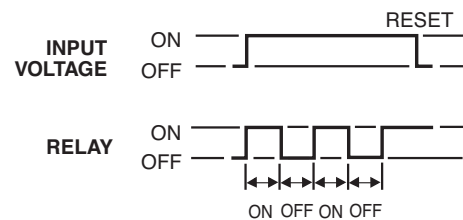
### **Timing Mode**

Application of input voltage to the timer starts the "On" time delay, and energizes the relay.


At the end of the "On" time delay, the relay is de-energized, and the "Off" time delay starts.

At the end of the "Off" time delay, the load is again energized, the timer returns to the "On" time delay, and the cycling continues as long as input voltage is applied.

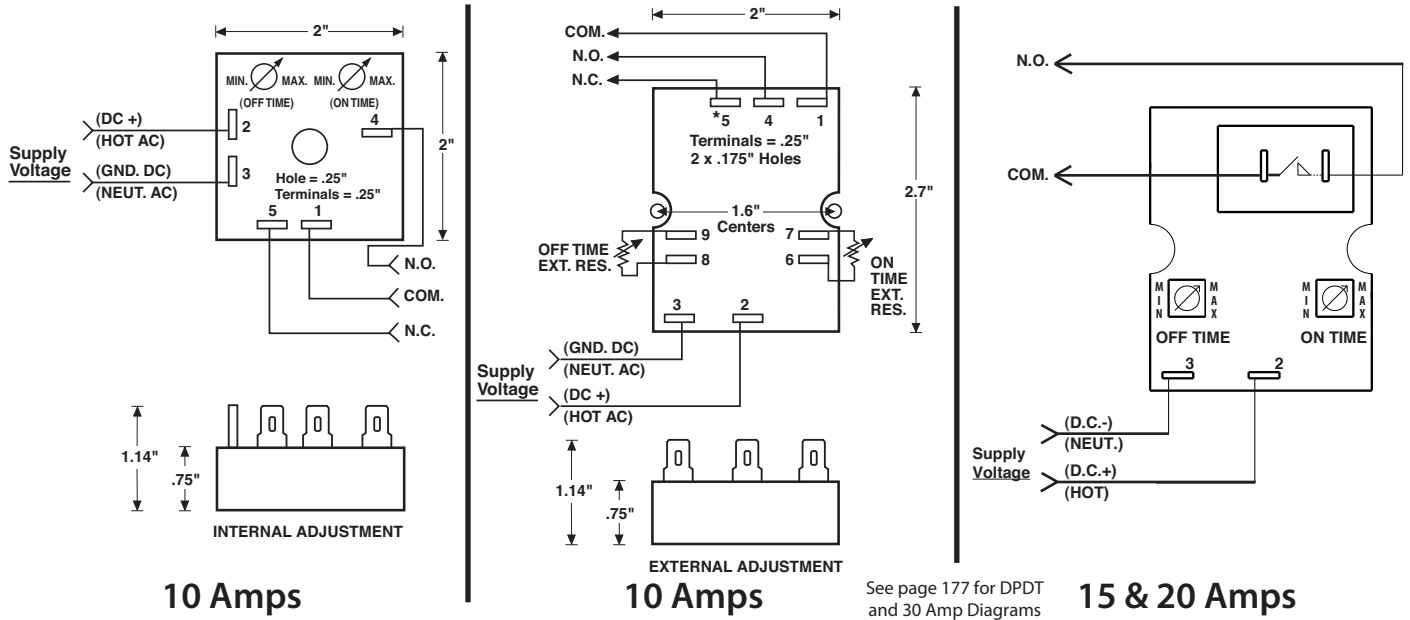
Removal of the input voltage resets the timer.



### **FEATURES**

- High current-carrying capacity up to 30 amps
- 100% Load isolation
- No leakage in N.O. position
- No heat sinking required
- Available in any time delay periods required
- Digital CMOS timing
- Transient protected
- No minimum load required
- Totally encapsulated for protection from harsh environments
- 100% Operational testing before shipping
-  RoHS compliant

## BASIC WIRING AND DIMENSIONS



## SPECIFICATIONS

**Input Voltage:** VDC: 12, 24-28, or 48  
 VAC: 24, 48, 120, or 230, 50/60Hz  
 Optional: Any in-between AC or DC voltage

**Time Delay:**  
 Timing Mode: Repeat Cycle On/Off  
 Type: Digital CMOS  
 Time Range: 0.1 second to 24 hours  
 Time Adjustment: Variable, with adjustments on timer, or terminals for external resistors or potentiometers

**Repeatability:** ±0.5%

**Setting Accuracy:**  
 Variable time ranges: +15% -5% max. time, -10% min. time  
 Fixed time periods: ±10% of nominal time

**Reset/Recycle Time:** 250 milliseconds

**Initiate Time:** 6 milliseconds or less 072816

**Life Expectancy:**  
 Mechanical: 20 million operations  
 Electrical: 100,000 operations at maximum load

**Protection:**  
 Polarity Protection: All DC units have reverse polarity protection  
 Transient Protection: 18 joules  
 Dielectric Strength: 1800V RMS 60Hz

**Temperature Ranges:**  
 Storage: -40° C to +85° C  
 Operating: -25° C to +65° C

**Physical Data:**  
 Mounting: Surface with one #8 screw or two #6 screws  
 Connection & Termination: 0.25" quick connects

## OPTIONS SELECTION

Mode of Operation	Series	Input Voltage	Examples of Time Ranges	Time Adjustment Method	Relay Output Form	Options
<b>Repeat Cycle On/Off (Dual Adjustable)</b>	<b>TGKAD</b>	1 120 VAC	<b>VARIABLE TIME PERIODS</b> 0001 0.1 to 1 sec. 0010 .1 to 10 sec. 0100 1 to 100 sec. 1000 10 to 1000 sec. Any range up to 24 hours available. <b>FIXED TIME PERIODS</b> Specify time in full seconds or hours followed by the letter "S" or "H" and the decimal amount of the main time unit. Examples: 5S5 is 5.5 secs 5H5 is 5.5 hours	<b>A</b> Variable, integral, adjustments on timer. <b>B</b> Variable, external, knobs remote. <b>C</b> Fixed, internal, time. <b>D</b> External resistors.	1 SPDT 2 SPST (N.O.) 3 SPST (N.C.) *4 DPDT *10 Amps only	<b>H</b> 10 Amps <b>JN</b> 15 Amps (1.0 HP) <b>J</b> 20 Amps (1.5 HP) <b>Z</b> 30 Amps <b>S</b> Special
		2 230 VAC				
		3 24 VAC				
		4 24-28 VDC				
		5 48 VAC				
		6 48 VDC				
		7 12 VDC				
		8 Any in between AC voltage (specify)				
		9 Any in between DC voltage (specify)				

**EXAMPLE** TGKAD 1 010/010 AA 2 120 VAC, 10 seconds on/ 10 seconds off, both adjustable, SPST, 6 amps

*Specifications subject to change without notice.*